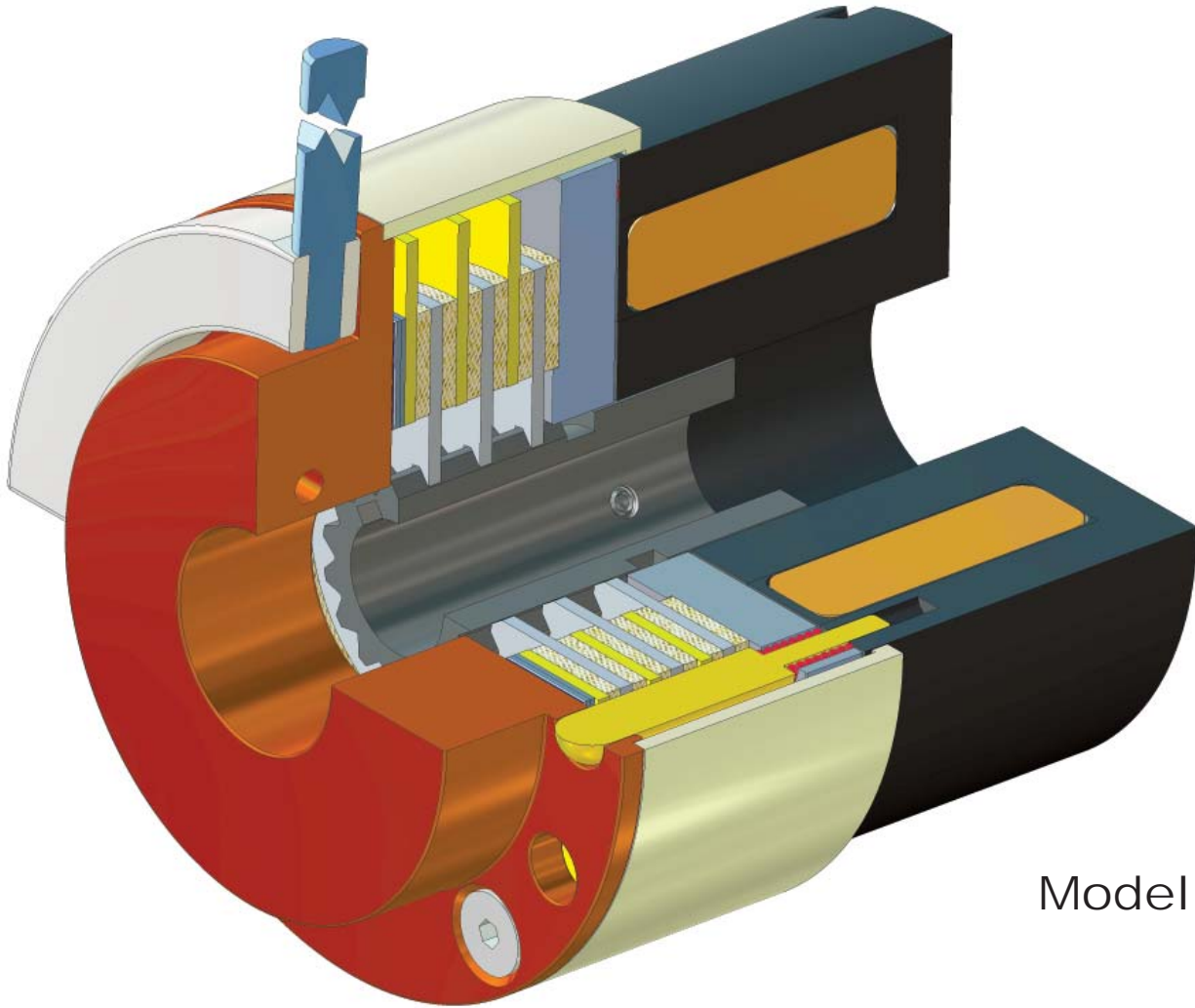


MAXITORQ®

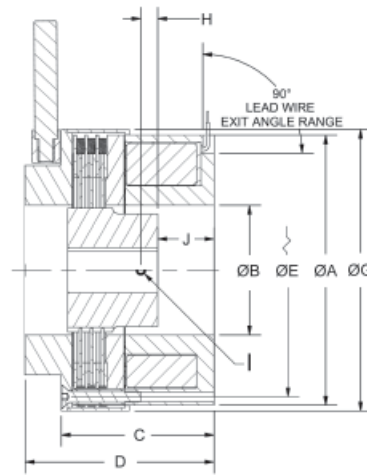
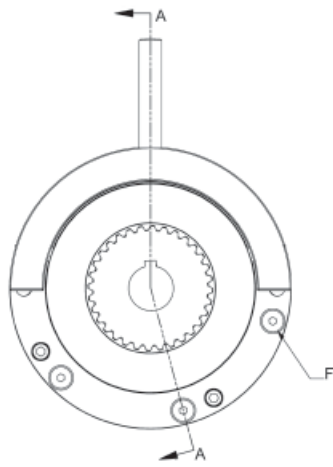
High Torque Spring Applied Multiple Disc Electric Brakes



Model HTB

THE MAXITORQ® ADVANTAGE

- Floating discs for minimal torque transmission in the disengaged mode
- Available in multiple voltages
- Spring set/electrically released for stopping, positioning and holding
- Available for wet or dry applications
- Available with or without manual release
- Highest torque in the smallest space
- Torque from less than 1 lb. ft. to over 6000 lb. ft.



SPECIFICATIONS

Model	Static Torque (Lb. ft.)	Locating Ø		Without Manual Release C	With Manual Release D	Bolt Circle		Optional Cover ØG	Set Screw Location H	Set Screw Size I	J	Standard Bore Size*	Keyway	Power (Watts)
		A	B			ØE	Thread F							
HTB0270	20	2.70	0.820	2.650	3.100	2.455	(4) # 8-32	2.880	.313	(2) # 6-32	0.950	7/16 or 1/2	1/8 x 1/16	25
HTB0350	45	3.50	1.500	2.700	3.245	3.215	(4) # 10-24	3.690	.313	(2) # 8-32	0.900	3/4 or 7/8	3/16 x 3/32	35
HTB0450	95	4.50	2.125	2.900	3.650	4.188	(4) # 10-24	4.690	.500	(2) # 10-24	0.900	1 or 1 1/8	1/4 x 1/8	50
HTB0600	220	6.00	2.875	3.475	4.275	5.625	(6) # 1/4-20	6.250	.375	(2) # 1/4-20	1.250	1 1/2 or 1 5/8	3/8 x 3/16	55
HTB0800	375	8.00	3.875	4.060	5.060	7.625	(8) # 1/4-20	8.250	.625	(2) # 3/8-24	1.250	2 or 2 1/4	1/2 x 1/4	60
HTB1000	550	10.00	4.875	4.820	6.020	9.500	(8) # 5/16-18	10.250	.625	(2) # 3/8-24	1.750	2 1/2 or 2 3/4	5/8 x 5/16	60

*Other bore sizes are available. All dimensions are measured in inches. Standard voltage is 24 or 100 VDC (±10%) Other voltages available.

Maxitorq® Model HTB brakes are spring applied, multiple disc electric brakes designed to bring a cost effective solution where exceptionally high torque in an extremely small package is required. The modular design, with optional debris cover and/or manual release, provides an “off the shelf” solution to your braking needs. Additional features include minimal power consumption to disengage the brake, reduced engagement/disengagement times and low drag torque.

The HTB brake is released (disengaged) when power is applied to the brake coil. Braking torque is applied when the power to the brake coil is removed. Extremely fast engagement/disengagement times are achieved when used in conjunction with a standard Carlyle Johnson Model CEC power supply.

The HTB brake incorporates a unique Maxitorq® separator spring design, which ensures separation of the rotating friction discs when disengaged. This virtually eliminates parasitic drag, which is detrimental to brake life and assists in reducing brake disengagement times.

Additional options available are:

- Brake friction pad wear indicator switch
- On/Off Brake status indicator switch
- Integral heater for extreme environmental conditions
- Sealed cover

The typical applications include, imaging head positioning and holding in medical diagnostic equipment, stopping and holding in mechanized handling equipment, servo drive brakes, holding brakes/emergency stopping brakes for radar antennas, aerospace actuators, military actuators, cranes, elevators/escalators and packaging machinery. Detailed technical information is available on our website.

The Carlyle Johnson Machine Company, L.L.C. has been at the forefront of innovative power transmission technology for over one hundred years. During this time we have leveraged advances in materials and pushed the boundaries of design to create highly efficient and effective solutions to fulfill our customers’ unique requirements.

Focusing on new applications with ever-changing power transmission needs, we remain at the leading edge with new innovations requiring advanced R&D, testing and prototype development.

Our engineering staff is capable of solving your toughest power transmission challenges. We are always just a phone call away.



291 Boston Turnpike • P O Box 9546 • Bolton, Connecticut 06043-9546
 (860) 643-1531 • FAX (860) 646-2645 • TOLL FREE (888) 629-4867 • www.cjmco.com

